




## STORY TIME

### *Birth and Youth of Moses*


2 Now a man from the house of Levi went and married a Levite woman. 2 The woman conceived and bore a son; and when she saw that he was a fine baby, she hid him three months. 3 When she could hide him no longer she got a papyrus basket for him, and plastered it with bitumen and pitch; she put the child in it and placed it among the reeds on the bank of the river. 4 His sister stood at a distance, to see what would happen to him. 5 The daughter of Pharaoh came down to bathe at the river, while her attendants walked beside the river. She saw the basket among the reeds and sent her maid to bring it. 6 When she opened it, she saw the child. He was crying, and she took pity on him. “This must be one of the Hebrews’ children,” she said. 7 Then his sister said to Pharaoh’s daughter, “Shall I go and get you a nurse from the Hebrew women to nurse the child for you?” 8 Pharaoh’s daughter said to her, “Yes.” So the girl went and called the child’s mother. 9 Pharaoh’s daughter said to her, “Take this child and nurse it for me, and I will give you your wages.” So the woman took the child and nursed it. 10 When the child grew up, she brought him to Pharaoh’s daughter, and she took him as her son. She named him Moses, “because,” she said, “I drew him out of the water.”



## DIRECTIONS

Choose one activity out of each section on the next page. When you complete your chosen activity in a section, place a sticker on your sticker chart.

Having fun and don't want to stop? Do more than one activity in your favorite section(s)!



## REFLECTION SECTION

### Questions for Grown-Ups

1. Did you grow up with siblings, relatives, or neighbors that felt like relatives? How did you watch out for one another? How do you care for one another now?
2. What good things have happened for you over which you had no control? Do you think of them as the work of God or the Holy Spirit?
3. Moses started in a basket and ended up a leader. What do you know about your early childhood? Do you ever let "where you're from" hold you back from God's plan for you as a leader?

### Questions for Young Disciples

Who or what is something that you are responsible to care for? This could be a pet or a sibling. Maybe your responsible for watering and caring for plants in your house. Caring for someone or something else is a big responsibility. Share how you do this. How does caring for something or someone bring you joy?

### Questions for Younger Disciples

In a family each person is responsible for looking out for and helping one another. Who in your family do you help? How do you help them? Who in your family helps you? How do they help you? How does it feel when you help someone? How do you feel when someone helps you?



## IMAGINATION STATION

### Option One:


Complete this week's Miriam Recipe.

### Option Two:

Color today's Miriam Coloring Page.

### Option Three:

Gather digital photos of siblings. These could be people from your family or close friends who feel like family. Save them to an album on your phone or create a Siblings Pinterest board.



## OUTDOOR ADVENTURE

### Option One:

Take a walk near water. Turn off all electronics and think about all of the unexpected blessings you have received.

### Option Two:

Float on water in a boat, inner tube, canoe, or other device. Think of the particular ways a woman in your life has watched over you and contributed to your faith journey.

### Activity for Families:

Look at your family's baby pictures. What similarities do you see? What differences? Who was the smallest baby? Who was the biggest baby? Can you guess what pictures belongs to which member of your family? What is special about how your family came together?



## MISSION MOMENT

### Option One:

Share your craft on social media or in your front window. Include a note of gratitude for blessings from God.

### Option Two:

Write or call a sibling or another person with whom you grew up. Thank them for the ways they helped you and looked out for you.

## Miriam Recipe

### Supplies List:

- 8 hot dogs, cut in half crosswise
- 1 package pastry dough, thawed
- ¼ cup spicy mustard
- ⅓ cup jarred pickled jalapenos, chopped
- 1 egg, whisked with 2 teaspoons water
- Parchment paper
- Baking Sheet



### Instructions:

*Step One:* Line baking sheet with parchment paper. Preheat oven to 375°F.

*Step Two:* Roll out puff pastry. Cut sheet into 2x2 inch squares.

*Step Three:* Schmear each square with mustard and sprinkle jalapenos on mustard.

*Step Four:* Pat dry hot dogs and place in the middle of the pastry, with the cut half at the bottom and end of the dog sticking out of the dough. Fold up the bottom and overlap dough to resemble a baby wrapped in a blanket.

*Step Five:* Lay down on prepared sheet and continue wrapping remaining dogs.

*Step Six:* Brush each dog popper with egg wash.

*Step Seven:* Bake at 375°F for 30 minutes or until pastry is golden brown. Serve Moses in a Blankets, if desired, with additional mustard.





